































**WORLD TRAIL  
ORIENTEERING  
CHAMPIONSHIPS  
LATVIA | 2018  
DAUGAVPILS**

## WTOC 2018, PreO Day 1 Open

07.08.2018

### Results

No	Name	Country	Result		Place
			Pts	Sec	
449	Jan Furucz	Slovakia	28	12.5s	1
435	Geir Myhr Oien	Norway	28	21.5s	2
411	Antti Rusanen	Finland	28	27.5s	3
414	Sami Hyvonen	Finland	28	80s	4
461	Yevhen Hoienko	Ukraine	28	81s	5
422	Alessio Tenani	Italy	28	85s	6
406	Pavel Kurfurst	Czech Republic	28	85s	6
404	Libor Forst	Czech Republic	28	89s	8
458	Stig Gerdtman	Sweden	28	90s	9
444	Joao Pedro Valente	Portugal	28	96s	10
438	Sondre Ruud Braten	Norway	28	140s	11
437	Sigurd Daehli	Norway	27	21s	12
413	Pinja Makinen	Finland	27	24.5s	13
418	Tom Dobra	Great Britain	27	28s	14
433	Robertas Stankevicius	Lithuania	27	34s	15
439	Bartłomiej Mazan	Poland	27	57s	16
401	Iva Lovrec	Croatia	27	77s	17
462	Mykola Opanasenko	Ukraine	27	84.5s	18
442	Edgar Domingues	Portugal	27	86s	19
459	William Rex	Sweden	27	93.5s	20
431	Andrius Jovaisa	Lithuania	27	94s	21
434	Mark Heikoop	Netherlands	27	95.5s	22
436	Lars Jakob Waaler	Norway	27	133.5s	23
453	Mateja Kerestes	Slovenia	27	144s	24
403	Tomislav Varnica	Croatia	27	149s	25
423	Michele Cera	Italy	27	211s	26
457	Jens Andersson	Sweden	26	30.5s	27
443	Ines Domingues	Portugal	26	72s	28
450	Marian Miklus	Slovakia	26	78s	29
405	Tomas Lestinsky	Czech Republic	26	82s	30
460	Vitaliy Kyrychenko	Ukraine	26	88s	31
417	Nick Barrable	Great Britain	26	88.5s	32
415	Christian Gieseler	Germany	26	89s	33
430	Laura Eliza Lapina	Latvia	26	91.5s	34
452	Kreso Kerestes	Slovenia	26	114.5s	35
407	Karin Biering	Denmark	26	156s	36

No	Name	Country	Result		Place
			Pts	Sec	
455	Hector Lorenzo Yustos	 Spain	26	159.5s	37
428	Ilze Lapina	 Latvia	26	207.5s	38
448	Dusan Furucz	 Slovakia	25	25.5s	39
440	Jacek Wieszaczewski	 Poland	25	82s	40
426	Masayuki Tashiro	 Japan	25	84s	41
432	Gintaras Mikolavicius	 Lithuania	25	114.5s	42
441	Joanna Puternicka	 Poland	25	141s	43
451	Emil Kacin	 Slovenia	25	143s	44
421	Yau Chiu Hui	 Hong Kong	25	151.5s	45
424	Renato Bettin	 Italy	25	156.5s	46
412	Juha Hiirsalmi	 Finland	24	20s	47
427	Masamichi Onishi	 Japan	24	39.5s	48
416	John Kewley	 Great Britain	24	93s	49
408	Lars Ole Dahl Larsen	 Denmark	24	97s	50
420	Chun Ho Ho	 Hong Kong	24	137.5s	51
402	Ivo Tisljar	 Croatia	24	139s	52
409	Tobias Biering	 Denmark	24	147.5s	53
445	Eduard Oginskii	 Russian Federation	24	150.5s	54
456	Jorge CaracaValente Barrera	 Spain	24	155s	55
454	Enrique Rolland Lopez de Coca	 Spain	24	212s	56
425	Kentaro Iwata	 Japan	24	221s	57
419	Chi Hang Liang	 Hong Kong	23	90s	58
447	Dmitry Kucherenko	 Russian Federation	22	103.5s	59
464	Mike Poulsen	 United States	22	103.5s	59
429	Kristaps Mierlauks	 Latvia	22	150.5s	61
465	Sharon Crawford	 United States	21	129s	62
463	Mika LatvaKokko	 United States	21	151s	63
446	Marina Borisenkova	 Russian Federation	20	238s	64